


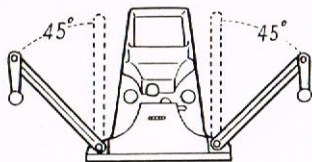
*Minette*

# VIEWER EDITOR




A MINETTE PRODUCT

## ILLUSTRATIONS FOR USE

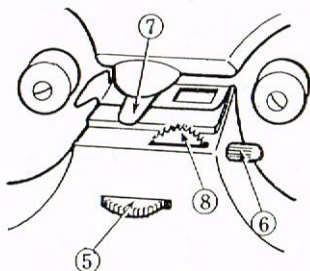


- (1) By extending the winding arms full length you can use a 400 foot reel.



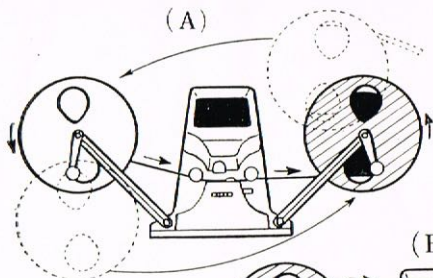
- (2) Place the full reel on the left arm with the film feeding from the bottom. Make sure the sprocket holes face toward the housing.
- (3) Lift up the film holder plate while pulling film under the rollers. Make sure the film engages the sprocket wheel correctly. Allow the plate to hold the film while you thread the right hand reel.

- (4) To avoid damaging film, switch the projector on and make a test run of a few inches to see if the film is properly seated.

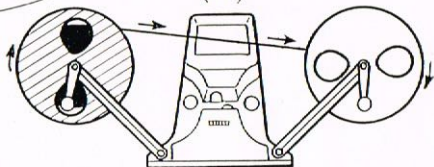


- (5) Adjust the focus by using the focusing gear (5).
- (6) Frame by means of the framing knob (6).
- (7) Press down on the punch (7) when you wish to mark the edge of a given frame.
- (8) Single frame selection is accomplished by moving the gear (8) to the right or left.

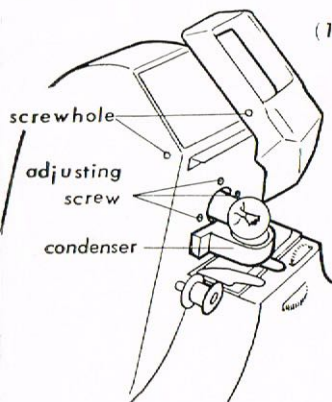
(A)



(B)



- (9) For fast rewinding, place the take-up reel on the left arm as per figure (B).



- (10) To change the projection lamp, unscrew both sides of the screen cover. Turn the bulb counter-clockwise while pushing slightly against the bulb. Center the filament of the new bulb by means of 3 adjustment screws as per diagram.

# MINETTE VIEWER EDITOR FOR 8 MM FILMS

The Minette Viewer weighs only 1.7 kg (3.8 lbs).  
The screen measures 6.5cm (2.6in) by 5cm (2in).  
Accommodates 400 foot reels.

## **THE MINETTE IS DESIGNED FOR EASY EDITING:**

The screen is properly positioned to enjoy editing and movie viewing.

## **ALL PARTS ARE PRECISION MADE:**

The high quality optics and easy to use devices for focusing and framing compare with the finest viewers anywhere.

## **FILM IS PROTECTED FROM HARM:**

The exclusive Minette system uses 2 rollers, 1 sprocket wheel and a film holder to allow film to be easily transported while viewing.

## **FILM EDITING IS EASY:**

A slight pressure of your fingertip on the handy frame punch will give you an easy-to-feel edge marking indicating the area to be spliced.

## **THERE IS NO DANGER OF OVER HEATING:**

The Minette uses only a 10 watt bulb that renders a bright, clear, sharp picture. Editor always remains cool. Highest quality optics are used.

**PAT. P. NO.** 28660, 28661, 28662, 28663.